

Sandringham Infant and Nursery School

Remote Learning

YEAR 2 - FOXES AND RABBITS

Week Beginning: 20/4/20 **Topic:** Once Upon a Rainforest

Described below are some suggested activities that we have put together related to our topic. We hope that this new format will offer some structure and focus to learning at home, and very much mirrors what we would have been exploring at this point in the year at school. Please remember this structure must be flexible and accommodate your child's needs and interests - please do not use it as a definitive list. Remember each day to allocate time to play, for reading, physical activity etc. Remember to also include an act of kindness; tidy your toys, help lay the table, help unload the dishwasher, read a story to a younger sibling etc.

DAY	DAILY ACTIVITIES
Monday	**Phonics:** Contracted form – https://www.youtube.com/watch?v=sEGPVtxesjM Watch the video clip and tell a grown-up what contractions are (2 words shortened to make 1 word). See Phase 6 spelling rules if needed. (in home learning pack/school website) **Maths: Watch -** https://www.youtube.com/watch?v=IzRt9B04CMg- First part explaining clock face (up to 1.19 mins) ~ Then watch https://www.youtube.com/watch?v=ZeK3zr-cMyk (recap half past) ~ Recap telling the time to half past the hour. (Challenge - quarter to/past the hour) ~ Watch https://www.youtube.com/watch?v=8w1MgXz_uZg pausing after each question so you can answer. Can you make your own clock out of paper/card/empty cereal packet? Don't forget the minute and hour hand. Test each other using your clock – show me 3 o'clock; show me half past 9 etc **English:** - https://www.youtube.com/watch?v=BoNkkzNGBjE ~ Look at the front cover of the story ~ Predict how you think the leopard got its spots? **(Don't read the story yet!)** ~ Write your prediction down. **Topic:** Over this half term we are going to make our own Non Fiction (NF) books titled "Once Upon a Rainforest". What can you find out about the layers of the rainforest? Look at these websites (or any others you find) with an adult to help you: https://easyscienceforkids.com/all-about-rain-forests https://animalcorner.org/rainforests/canopy-layers/ On A4 paper write about each layer of the rainforest – remember to use sub headings and the title Layers of a Rainforest.
Tuesday	**Phonics:** Contracted form – https://www.youtube.com/watch?v=5xE-vw2ctqo Contractions 1 - Listen to the song and follow the instructions. Then write down these words – *he is, she is, do not, will not, she will, he will, I am.* Then write the contracted form next to each word. See Phase 6 spelling rules "Contracted Forms" for more words if needed (in home learning pack/school website). **Maths:** Tell the time to quarter past the hour - watch video clip from yesterday (challenge - 5min intervals) Use your clock. Get an adult to tell you a time and then you find it on your clock. Or try this link and play one of the i9nteractive games https://www.topmarks.co.uk/Search.aspx?q=telling+time **English:** Listen to the Tinga Tales story – How the leopard got its spots. Was your prediction right or wrong.? Retell the story orally to a grown up. **Topic:** What animals live on the Forest floor? Choose one animal to write about - include the name of your animal as the title; at least 5 facts about your animal (remember our learning in school – Did you know? Fun Fact!) and a picture of your animal.
Wed	**Phonics:** Contracted form – Repeat as above or write the original words and contracted forms on individual pieces of paper and try to match them up. **Maths:** Tell the time to quarter past the hour (challenge - 5min intervals) as above with an adult or worksheet below. If you prefer play a game on https://www.topmarks.co.uk/Search.aspx?q=telling+time **English:** Imagine you had magic spots! The title of your writing is: If I had magic spots I would... You could start your sentences like this: If I had magic spots I would make…. happen so that… I would use the magic so that my best friend could/would be able to … If I had magic spots I would have one wish for the world which would be…. (one wish for your family, one wish for a friend, one wish for you). What else can you think of? Be creative! **Topic:** What animals live in the Understory? Research and choose one animal to write about as yesterday.
Thursday	**Phonics:** Contracted form – https://www.youtube.com/watch?v=BfI20_WVQfA Contractions 2- Listen to the song and follow the instructions. As above using these original words - *are not, did not, does not, had not, is not, it is, let us.* **Maths:** Tell the time to quarter to the hour (challenge - 24hr digital clock) As above **English:** Make a front cover on A4 paper for your NF book about our topic using the title Once Upon a Rainforest. **Topic:** What animals live under The Canopy? - Research and choose one animal to write about as Tuesday & Wednesday.

Friday	**Phonics:** Contracted form – Repeat as above or write the original words and contracted forms on individual pieces of paper and try to match them up. **Maths:** Tell the time to quarter to the hour (challenge - 24hr digital clock) As above or worksheet below. If you prefer play a game on https://www.topmarks.co.uk/Search.aspx?q=telling+time **English:** Make a back cover on A4 paper for your NF book about our topic – Write a blurb outlining what your NF book is about. Remember your blurb needs to be exciting to make people to want to read it! **Topic:** What animals live in the Emergent layer? – Research and choose one animal to write about as previous days

Other Creative Activities/Useful Websites...

- Cosmic Yoga - https://www.youtube.com/user/CosmicKidsYoga
- Free website with lots of maths games - https://www.mathschase.com/
- Visit BBC Bitesize for daily lessons - https://www.bbc.co.uk/bitesize/levels/z3g4d2p
- Make up a dance routine to your favourite song – ask Mummy or Daddy to record it and send it to us in an email
- Design and create an obstacle course in the garden or indoors.

Art/DT – anytime

- Collage the layer of the rainforest
- Lollypop/paper snake - painting
- Animal skin colouring patterns (felt tips, crayons, pastels, chalks)
- Paper plate/paper circles -Parrot painting



When writing, please don't feel that your child has to write reams and reams. It is all about quality rather than quantity. (Talk, Write, Check. Rehearse the sentence out loud – if needed) Write the sentence remembering the correct punctuation, using learnt phonics, common exception words and copy any harder topic related vocabulary from the text or with adult help. When written, check that the sentence makes sense. Ask your child to write as many sentences as they feel they are capable of, between 4 and 8 sentences is about right although they can write more if they wish. Don't forget to write neatly and use punctuation. When teaching "Time" please do not feel you need to print out anything. You can always draw clock faces with times on for your child to use. There ae lots of interactive free games if you would rather access the learning this way as well.

Optional Topic Project for this half term
Rainforest in a Shoe Box

<u>You will need: -</u>
A shoe box
Felt tip or colouring pencils
Scissors
Glue
Collage materials
Junk modelling

1) Begin by covering the inside of your shoe box in different shades of green paper/paint etc… be creative with anything you have around the house.
2) Then twist papers strips to make vines and hang inside the shoe box.
3) Next think about how you could make some trees for the animals to live in.
4) After that draw/cut out/use junk modelling to make some rainforest animals.
5) Then take the shoebox and decorate the outside – again be really creative.
6) Before you glue everything – arrange everything you have made to see how it will look.
7) Finally glue/fix everything into your shoe box rainforest.

If you finish, send us a picture of your rainforest in a shoebox journey and the finished product

Wednesday - Write the times below each clock face (o clolck, half past and quarter past)

Draw the hands to show quarter past 11.



Friday - Write the times below each clock face (half past and quarter to)

Draw the hands to show Quarter to 4.